

ESG Quarterly Ratings

22-05-2026

Select Client

Bid Corp



ESG Factsheet

Benchmarking-ESG Ratings

7/8 ESG Ratings : Mar-26

Peer
Bid Corp

CareEdge (Nos.) Not Rated --	CSR HUB (%) 70 Medium	ISS (Grade) C- Medium	LSEG (Nos.) 3.00 Poor
S&P Global CSA (Nos.) 30.00 --	S&P Global ESG (Nos.) 36.00 --	Sustainalytics (Nos.) 17.5 Low Risk	Transition Pathway Initiative (Nos.) Level 3 Integrating into Operational Decision-Making

0/0 ESG Indices : Mar-26

--

[ESG Factsheet](#)
[ESG Ratings](#)
[Score Category](#)

Agency	Unit	Mar-26	Dec-25	Quarterly Change	Mar-25	Annual Change
ESG Rating						
CareEdge	Nos.	Not Rated	Not Rated		Not Rated	
CSR HUB	%	70	74	-4	53	+17
ISS	Grade	C-	C-		C-	
LSEG	Nos.	3.00	64.00	-61.00	62.00	-59.00
S&P Global CSA	Nos.	30.00	30.00		35.00	-5.00
S&P Global ESG	Nos.	36.00	36.00		-	
Sustainalytics	Nos.	17.5	17.3	+0.1	18.6	+1.1
Transition Pathway Initiative	Nos.	Level 3	Level 3		Level 3	

ESG Factsheet

ESG Ratings

Score Category

Peer

Bid Corp

7/8 ESG Ratings : Mar-26

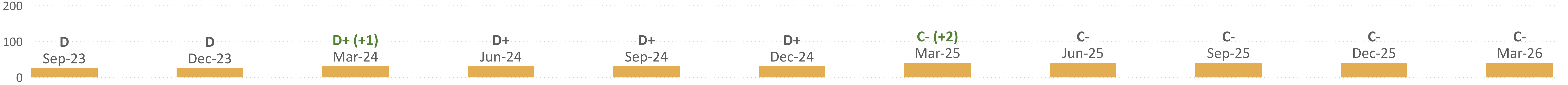
CareEdge (Nos.)

Not Rated Dec-24 Not Rated Mar-25 Not Rated Jun-25 Not Rated Sep-25 Not Rated Dec-25 Not Rated Mar-26

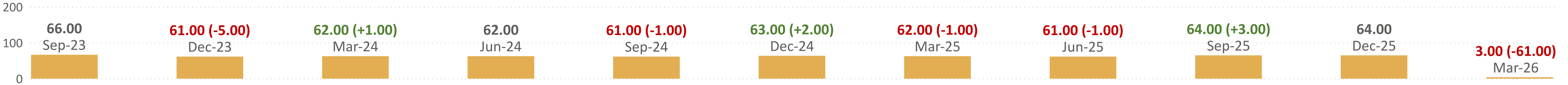
CSR HUB (%)



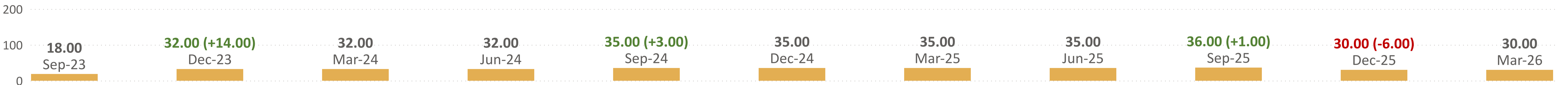
ISS (Grade)




LSEG (Nos.)



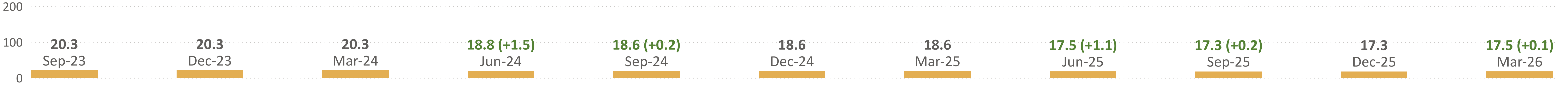
S&P Global CSA (Nos.)



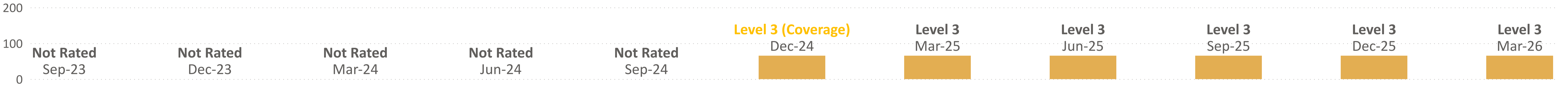
S&P Global ESG (Nos.)



Sustainalytics (Nos.)



Transition Pathway Initiative (Nos.)



Score Category

ESG Factsheet

ESG Ratings

Score Category

ESG Ratings ▲	Sources	Score Category
CareEdge	Click Here	<ul style="list-style-type: none"> ● ESG 5 (0 – 29): Weak Position in managing ESG Risk through weak disclosures, policies, and performance. ● ESG 4 (30 – 39): Below Average Position in managing ESG Risk through elementary disclosures, policies, and performance. ● ESG 3 (40 – 59): Adequate Position in managing ESG Risk through modest disclosures, policies, and performance. ● ESG 2 (60 – 69): Strong position in managing ESG Risk through superior disclosures, policies, and performance. ● ESG 1 (70 – 79): best-in-class disclosures, policies, and performance. ● ESG 1+ (80 – 100): Leadership position in managing ESG Risk through
CSR HUB	Click Here	<ul style="list-style-type: none"> ● Low: 0-29 ● Medium: 30-79 ● High: 80-100
ISS	Click Here	<ul style="list-style-type: none"> ● Poor: D-, D, D+ ● Medium: C-, C, C+ ● Good: B-, B, B+ ● Excellent: A-, A, A+
LSEG	Click Here	<ul style="list-style-type: none"> ● First Quartile (0-25): Indicates poor relative ESG performance and insufficient degree of transparency in reporting material ESG data publicly. ● Second Quartile (25-50): Indicates satisfactory relative ESG performance and moderate degree of transparency in reporting material ESG data publicly. ● Third Quartile (50-75): Indicates good relative ESG performance and above average degree of transparency in reporting material ESG data publicly. ● Fourth Quartile (75-100): Indicates excellent relative ESG performance and high degree of transparency in reporting material ESG data publicly.
S&P Global CSA	Click Here	The S&P Global Corporate Sustainability Assessment (CSA) scores companies on a scale from 0 to 100, based on their sustainability practices and performance across various environmental, social, and governance (ESG) criteria. Each company's score is an absolute figure within this 0-100 range, reflecting its sustainability performance relative to industry peers. Data Availability represents the amount of information disclosed by the company relative to its industry. There are five levels of data availability (Very Low, Low, Medium, High and Very High).
Sustainalytics	Click Here	<ul style="list-style-type: none"> ● Severe Risk (40 and higher points): ESG factors are considered to drive severe risk to enterprise value ● High Risk (30-39.99 points): ESG factors are considered to drive high risk to enterprise value ● Medium Risk (20-29.99 points): ESG factors are considered to drive medium risk to enterprise value ● Negligible Risk (Overall Score of 0-9.99 points): ESG factors are considered to drive negligible risk to enterprise value ● Low Risk (10-19.99 points): ESG factors are considered to drive low risk to enterprise value
Transition Pathway Initiative	Click Here	<ul style="list-style-type: none"> ● Level 0: Unaware of (or not Acknowledging) Climate Change as a Business Issue. ● Level 1: Acknowledging Climate Change as a Business Issue: the company acknowledges that climate change presents business risks and/or opportunities, and that the company has a responsibility to manage its greenhouse gas emissions. This is often the point where companies adopt a climate change policy. ● Level 2: Building Capacity: the company develops its basic capacity, its management systems and processes, and starts to report on practice and performance. ● Level 3: Integrating into Operational Decision-Making: the company improves its operational practices, assigns senior management or board responsibility for climate change and provides comprehensive disclosures on its carbon practices and performance. ● Level 4: Strategic Assessment: the company develops a more strategic and holistic understanding of risks and opportunities related to the low-carbon transition and integrates this into its business strategy. ● Level 5: Transition Planning and Implementation: The company uses its strategic understanding of climate and transition risk/opportunity to create a detailed and actionable transition plan which aligns business practices and capital expenditure decisions with their decarbonisation goals.

Benchmarking-ESG Ratings


Peers
All

Mar-26


CareEdge (Nos.)

Entity	Rating
Bid Corp	Not Rated
Bidvest Group	Not Rated
Shoprite Holdi...	Not Rated
Tiger Brands	Not Rated


CSR HUB (%)




ISS (Grade)




LSEG (Nos.)




S&P Global CSA (Nos.)



S&P Global ESG (Nos.)



Sustainalytics (Nos.)



Transition Pathway Initiative (Nos.)

